


THE PAINTED TURTLE



WELCOME!

Hello Campers and Families!

We are thrilled you are joining us for some camp fun from home this weekend. This summer's theme is *Imagine*, and we are looking forward to all that we can imagine with you over the next few days. Although this summer is going to look a little different than what we had imagined at the beginning of 2020, we hope you find the opportunity to make connections that will last until we can be at camp together in the future.

Included in your box, you will find everything you need to bring a little bit of The Painted Turtle magic into your home. Remember, like our dear friend Pun says, camp isn't just a physical location. Camp is the spirit, the friendships, and the fun we have together. Even though we are not onsite together we will re-imagine all the activity areas: fishing, horses, arts & crafts, wood shop, music, stage night, silly-O and even campfire.

Paul Newman imagined a place where kids could come together, just be kids, and have a lot of fun. His vision came true and now we are reimagining that idea to bring campers together from across California, and across the country, for virtual camp fun. Whether you're a first time camper, or a Painted Turtle veteran, we are excited to share this new style of camp with you!

We encourage you to embody the theme of *Imagine* this weekend, with your family, with The Painted Turtle, and with your community. We have a lot of fun, a lot of dancing, a lot of silliness, and a little bit of messiness planned for the weekend. Enjoy Camp at Home, and we will look forward to seeing you in Lake Hughes soon.

Camp Hugs and High Fives,
The Painted Turtle





THANK YOU!



Thank you to our generous Partners,
whose ongoing support makes the
joys of Camp possible.

CORPORATE PARTNERS



THE
VERTEX
FOUNDATION



Genentech
A Member of the Roche Group

HEALTH PARTNERS



Connecting to Cure
Crohn's & Colitis



Muscular
Dystrophy
Association



LITTLE PEOPLE OF AMERICA
Empowerment • Awareness • Community



Arthritis
Foundation®



STOLLERY
CHILDREN'S
HOSPITAL



Benioff Children's Hospitals

GIFT-IN-KIND DONORS

Abercrombie & Fitch

Daiya Foods

The Edward and Shari Glazer Charitable Trust

Hasbro

Mattel

Newman's Own

PLAID

Thermo Fisher/One Lambda



TPT INFORMATION



If you have Questions at any point throughout the weekend, feel free to call The Painted Turtle at: **661-886-3073**

Please share your photos with The Painted Turtle! Email photos and/or videos to: **photo@thepaintedturtle.org**

STAY CONNECTED, FOLLOW US!



@thepaintedturtlecamp



facebook.com/thepaintedturtlecamp



@PaintedTurtleCA

www.thepaintedturtle.org

GOALS OF THE WEEKEND

What are 3 things your family wants to try this weekend?

GOAL 1:



GOAL 2:



GOAL 3:



STAR MODEL

Camp has four basic rules called The **STAR** Model that we ask all campers and families to adhere to when participating in programs with The Painted Turtle. We will follow The **STAR** Model this weekend so that everyone has the best experience possible!



STAY SAFE!

We must all stay safe and follow our house rules at all times. Being safe together will allow us all to have a good time.



TRY NEW THINGS!

To have the best experience possible at The Painted Turtle, we encourage all campers and families to try something new.



ALWAYS BUILD UP NOT DOWN!


Having someone else put you down never feels good, so we do not do it at The Painted Turtle. Always be encouraging and thoughtful of others' feelings and take time to build them up.



RESPECT!

Always respect yourself, others, the property of others, and the environment in which we live. Treat other people the way you would want to be treated.

HOW WILL YOUR FAMILY PRACTICE THE STAR MODEL THIS WEEKEND?



TPT CORE VALUES

The Painted Turtle shell is a symbol of our commitment to create a **community** that uplifts and empowers all who are a part of it. By leading with **heart**, we pursue our **vision** to foster a culture of **compassion**, founded on a strong sense of **trust**. With that foundation, we have the **courage** to try new things and enjoy every present moment with immense **joy**!



COMMUNITY - Work as a community to create impactful change.



HEART - Operate with intention from the heart.



VISION - Strive towards a greater vision by pursuing growth, exhibiting leadership, and embracing the power of new ideas.



COMPASSION - Serve with compassion to foster a supportive and inclusive environment.




TRUST - Build trust by acting with integrity, reliability, and mutual respect.



COURAGE - Embody courage: be bold, be creative, be our best selves!



JOY - Choose Joy.



FAMILY CABIN CONTRACT

Just like we do at camp, what are some rules that your family wants to follow this weekend in order to have the best possible time. Is it to follow the STAR Model, or is it everyone needs to clean their areas for like the coveted Clean Cabin Award, or is it that you have to HOP and dance for your food? Be creative!



FAMILY CABIN CONTRACT



WEEKEND SCHEDULE

(All times are PST)



THURSDAY:

5:30 - 7:00 PM: Welcome & Campfire! 

FRIDAY:

5:30 - 7:00 PM: Family Fun Night! 

7:00 - 7:30 PM: Teen Time 


SCHEDULE KEY:



Online
Activity



Offline
Activity



Hybrid
Activity
(online & offline)

WEEKEND SCHEDULE

(All times are PST)

SATURDAY:

9:00 AM: Welcome!



10:00 AM: Activity Areas



12:15 PM: Lunch!



1:00 PM: Chill Time



Camp Sing-a-long



2:15 PM: Activity Areas



Teen Time



3:15 PM: Silly-Olympics Opening Ceremony



3:30 PM: Fun with PUN!



4:30 PM: Camper Cabin Chat



6:00 PM: No Hands Meal!



7:00 PM: Family Game Night



8:30 PM: Caregiver Café



WEEKEND SCHEDULE

(All times are PST)



SUNDAY:

9:00 AM: Welcome! 

10:30 AM: Activity Areas 

Caregiver Discussion/Q&A 

11:45 AM: Teen Time 

12:30 PM: Lunch! 

1:00 PM: Chill Time 

Camp Sing-a-long 

2:00 PM: Stage Day 

3:00 PM: Camp Closing 

SCHEDULE KEY:



Online
Activity



Offline
Activity



Hybrid
Activity
(online & offline)



WHAT IS YOUR BUILDING AT CAMP?



ACTIVITY AREA INFO

There will be 3 Activity Area blocks throughout the weekend. During these time blocks there will be a lot of fun activities to do. There may be some live activities during these times, but there are also a lot of activities to do off the screen with your family. Here are some descriptions of activities that will be offered this weekend. Like we do at camp, make sure to follow the STAR model and have fun!

Archery - In this activity you will learn how to make your own Archery range with 2 supplies - rubber bands and popsicle sticks! Get ready for a bullseye blast of a good time!

Arts & Crafts AND Fishing! - Yes, you read that right. We are combining Arts & Crafts and Fishing into one activity. Wild! In your Camp at Home box, make sure to pick out the Fish Activity. In this activity, you will make your very own origami fish and then be able to go fishing. It will be like fishing on Lake Wendy, but in your own home!

Build Your Own Indoor Obstacle Course! - Need to get some energy out? Check out this activity where Ali and Mary will teach you how to create an obstacle course indoors. There will be lots of ideas and tricks for creating a course in your home! ***VIDEO LINK EMAILED**

Cardboard Shop - Get ready to channel your inner Pops and join Bryn and Stratt for some fun in the Cardboard Shop. Using the postage box that your Camp at Home box came in, as well as any recycled items around your home you will learn how to transform them into a musical instrument. Get ready for some creativity and fun while being kind to the environment! ***VIDEO LINK EMAILED**

Duct Tape Bonanza - Did you know that you can transform a simple roll of Duct Tape into a Wallet? What about a flower pen? In this activity, you will learn how to make your own wallet or flower pen with just one supply - Duct Tape!

ACTIVITY AREA INFO



Keep it Moving! - Build your very own Ping Pong maze in your home. Andrew and Tim will show you 3 different ways to make homemade tracks for your ping pong ball. There's only one goal of this activity....keep it moving!!
***VIDEO LINK EMAILED**

Fidget Spinner - Learn how to make your own fidget spinner. Megan will take you through a step-by-step tutorial on how you can make your own at home! ***VIDEO LINK EMAILED**

Horses - Come and learn about all of TPT's four-legged friends! Lisa will showcase the TPT herd while filling your brain with very important horse knowledge. ***VIDEO LINK EMAILED**

Yoga! - Join our Volunturtles in Yoga! Allaire, Chloe and Noelle will take you through different yoga moves, provide variations, relaxing time, AND you get to roar like a lion?! Count us in! ***VIDEO LINK EMAILED**

Scavenger Hunt - Are you curious about what is in the Top Secret envelope? Well during this activity you have our permission to open the very secretive envelope! Challenge someone else in your house to a competition of who can gather more items. Ready, set, go!

Pugs & Wrsthugs — Yes, you read that right. You're probably thinking what do Pugs and Wrsthugs have to do with one another? Well folks, let us tell you. In this activity you will learn how to make a friendship bracelet while hanging out with Champ and Biscuit (TPT's famous Pugs!). Greg and Sarah will take you step-by-step on how to make friendship bracelets for yourself or for you to give to someone else, all while watching the adorable Champ and Biscuit. ***VIDEO LINK EMAILED**

CAMPFIRE SONGS

GREAT BIG MOOSE

There was a great big moose
he liked to drink a lot of juice
(repeat)

Singin' wayo wayo
Wayo wayo wayo wayo
Wayyy-o Wayyy-o
Wayo wayo wayo wayo



The moose's name was Fred
He liked to drink his juice in bed
(repeat)

Singin' wayo wayo
Wayo wayo wayo wayo
Wayyy-o Wayyy-o
Wayo wayo wayo wayo

He drank his juice with care
But he spilled it on his hair
(repeat)

Singin' wayo wayo
Wayo wayo wayo wayo
Wayyy-o Wayyy-o
Wayo wayo wayo wayo

Now he's a sticky moose
On the loose, full of juice!



CAMPFIRE SONGS

TARZAN

Tarzan...was swingin' on a rubber band
Smacked into a frying pan
Ouch! That hurts!
Now Tarzan's got a tan.
And I hope it doesn't peel
Like. A. Banana.

Jane...was flyin' in her airplane
Crashed into a freeway lane
Ouch! That hurts!
Now Jane's got a pain,
Now Tarzan's got a tan.
And I hope it doesn't peel
Like. A. Bananna.

Cheetah...was groovin' to the beat-uh
Walked into the street-uh
Ouch! That hurts!
Now Cheetah is Velveeta....

Ronda...was drivin' in her Honda
Crashed into a pond-uh
Ouch! That hurts!
Now Ronda has no Honda....

Charlie.....was ridin' in his Harley
Crashed into Bob Marley
Ouch! That hurts!
Now Charley is gnarly

Shamu....was swimming in the ocean blue
Bumped his head on a canoe
Ouch! That hurts!
Now Shamu's gonna sue

(Add on the previous verses each time)



CAMPFIRE SONGS

ONCE THERE WAS A WIZARD

Chorus:

Once there was a wizard
Who went to....(inset verse from below)

Who went to Oxford
Gotta learn some manners
Some manners...Some manners biblay...
Some manners biblay...
Some manners biblay, biblay, biblay
(Chorus)

Who went to Brooklyn
Gotta see the Dodgers
The Dodgers...The Dodgers biblay...
The Dodgers biblay...
The Dodgers biblay, biblay, biblay
(Chorus)

Who went to the Ocean
Gotta do some surfin'
Some surfing...some surfin' biblay...
some surfin' biblay...
Some surfin' biblay biblay biblay
(Chorus)

Who went to the Painted Turtle
Gotta live the magic
The magic...The magic biblay...The magic
biblay...
The magic biblay, biblay, biblay



CAMPFIRE SONGS

THE BOA CONSTRICTOR

CHORUS:

I'm being eaten by a boa
constrictor

I'm being eaten by a boa
constrictor

I'm being eaten by a boa
constrictor

(shout): And, I don't like it
very much!

Oh no! He got my toe!



(repeat)

CHORUS

Oh gee! He got my knee!

Oh no! He got my toe!

CHORUS



Oh my... he got my thigh.

Oh gee! He got my knee!

Oh no! He got my toe!

CHORUS

Oh flip! He got my hip!

Oh my... he got my thigh.

Oh gee! He got my knee!

Oh no! He got my toe!

CHORUS

Oh fiddle! He got my middle!

Oh flip! He got my hip!

Oh my... he got my thigh.

Oh gee! He got my knee!

Oh no! He got my toe!

CHORUS

Oh dread! He got my head!

Oh fiddle! He got my middle!

Oh flip! He got my hip!

Oh my... he got my thigh.

Oh gee! He got my knee!

Oh no! He got my toe!

CHORUS

CAMPFIRE SONGS

DOWN BY THE BAY

Down by the bay
Where the watermelons grow
Back to my home
I dare not go
For if I do
My mother will say
"Did you ever see a bear
Combing his hair
Down by the bay?"

Down by the bay
Where the watermelons grow
Back to my home
I dare not go
For if I do
My mother will say
"Did you ever see a snake
Eating birthday cake
Down by the bay?"



Down by the bay
Where the watermelons grow
Back to my home
I dare not go
For if I do
My mother will say
"Did you ever see a moose
Kissing a goose
Down by the bay?"

Down by the bay
Where the watermelons grow
Back to my home
I dare not go
For if I do
My mother will say
"Did you ever see a whale
With a polka dot tail
Down by the bay?"



CAMPFIRE SONGS

BANANAS, COCONUTS AND GRAPES


I like bananas, coconuts, and grapes
I like bananas, coconuts, and grapes
I like bananas, coconuts, and grapes
That's why they call me Tarzan of the Apes



Flex your muscles and repeat, substituting
Your favorite pose and a big “huh” for the fruits!

WEENIE MAN

I know a weenie man,
he owns a weenie stand
He sells most anything,
from hot dogs on down
Boom, boom, boom



One day I'll join his life, I'll be his weenie wife
Hot dog! I love that weenie ma-a-an!
Weenie, weenie, weenie on a bun, bun, bun!
Pass the mustard, ooh, ha, ha!
Weenie, weenie, weenie on a bun, bun, bun!
That's the way it goes!

CAMPFIRE SONGS

WE COME FROM THE MOUNTAINS

We come from the mountains
Living in the mountains
Go back to the mountains and turn the world around **<clap clap>**
We come from the mountains
Go back to the mountains and turn the world around


We come from the water
Living in the water
Go back to the water and turn the world around **<clap clap>**
We come from the water
Go back to the water and turn the world around

We come from the fire
Living in the fire
Go back to the fire and turn the world around **<clap clap>**
We come from the fire
Go back to the fire and turn the world around

We come from the sky
Living in the sky
Go back to the sky and turn the world around **<clap clap>**
We come from the sky
Go back to the sky and turn the world around

We come from the turtle
Living in the turtle
Go out from the turtle and turn the world around **<clap clap>**
We come from the turtle
Go out from the turtle and turn the world around

We come from the mountains
Living in the water
Go out from the fire and turn the world around **<clap clap>**
We come from the sky
Go out from the turtle and turn the world around



CAMPFIRE SONGS

STARS IN THE SKY

Stars in the sky, stars in the sky
Bring the summer right back to me
Tell me you'll try, tell me you'll try
To think about me whenever you see those Stars in the sky

It's just a letter from a friend of mine
A little picture from another time
A little picture of a place that we used to go
A word or two about a friend we miss
A fond reminder of a promised kiss
A fond reminder of a vow we made long ago

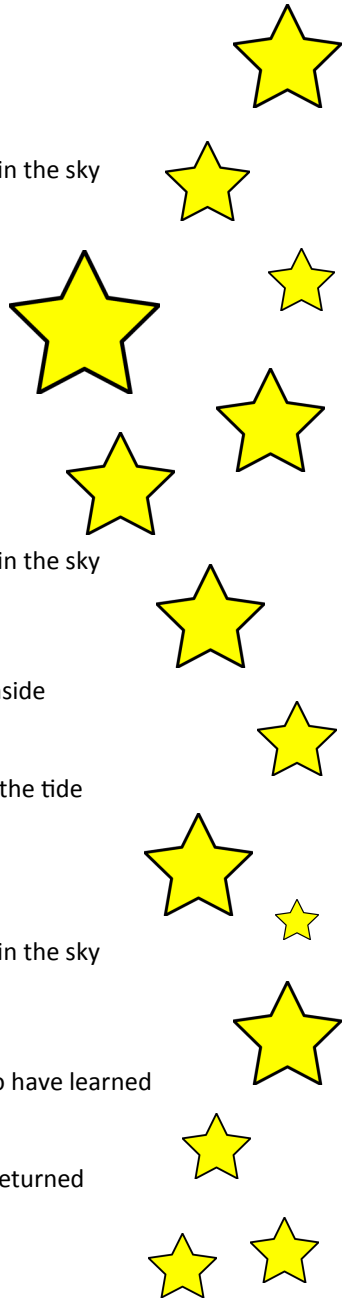
Stars in the sky, stars in the sky
Bring the summer right back to me
Tell me you'll try, tell me you'll try
To think about me whenever you see those Stars in the sky

We went away when we were very young
To find the person that we would become
To find the person that was hidden somewhere inside
What we discovered there it still holds true
The friends you make become a part of you
The friends you made will each return to you like the tide

Stars in the sky, stars in the sky
Bring the summer right back to me
Tell me you'll try, tell me you'll try
To think about me whenever you see those Stars in the sky

And if by chance you should be going there
Please take this message that I hope you'll share
Please take this message to the ones too young to have learned
The time is short and there's so much to do
Don't waste a moment of what's given to you
Don't waste a moment 'cause you'll never see it returned

Stars in the sky, stars in the sky
Bring the summer right back to me
Tell me you'll try, tell me you'll try
To think about me whenever you see those Stars in the sky, Stars in the sky



FAMILY CABIN CHAT RULES

Cabin Chat is a time to reflect, learn about others and share your cool experiences with your friends, sibling, caregivers, family members...anyone! Set the mood – turn down the lights, get comfortable, have some soft music playing in the background, go outside, etc. Read the rules below, find a group, and have a cabin chat as if you were at The Painted Turtle.

Cabin Chat Rules:

- During Cabin Chat one person speaks at a time. To help with this, choose an item to hold that designates the speaker. This can be whatever you would like, but some possible examples could be a stuffed animal, turtle pillow, flashlight. Possibilities are endless!
- To show appreciation to what someone has shared, you can either snap your fingers, click your tongue, or softly rub your hands together to show your support!
- Only laugh if it is supposed to be funny.
- Cabin chat is a safe place for people to share.




FAMILY CABIN CHAT QUESTIONS

- If you could fill a swimming pool with any food item, what would you put in your pool?
- Would you rather hug a porcupine, or kiss a lizard?
- If you could have any superpower, what superpower would you want and why?
- What is something that you would like to learn how to do?
- If you could go back in time and fart anywhere, where would you go and why?
- Share something that you hope to achieve.
- If you could open your own store and sell anything, what would you sell?
- Where is your favorite place in the world?
- If you could invent one thing what would it be?
- How would the world be different if animals could talk?
- If you could have one magical item from a movie or book to keep, what would it be?
- If you had a magic carpet, where would you fly?
- What do you want to be when you grow up?
- If you could be any animal for a day, what animal would you choose and why?
- Tell me about someone that you admire?
- If you had to listen to one song for the rest of your life, which song would you choose?
- What is a favorite memory?
- Would you rather have breakfast in a castle or dinner in a hot air balloon?
- Would you rather have a dog head and human body or a human head on a dog body?
- Would you rather slide down a rainbow or jump on a cloud?
- What is something that you are most proud of?



WHAT'S COOKING IN THE TPT KITCHEN?



Straight from the Lake Hughes camp kitchen we are excited to share some secret camp recipes with you. In the next couple of pages you will find Nancy's Egg Surprise, Tomato Bisque, The Painted Turtle's Famous Chicken Salad, No Hands Spaghetti and Peach Cobbler!

Campers, please make sure to ask an adult first if you want to make any of these recipes. Important to always follow the STAR Model, even in your own home. Enjoy!



NANCY'S EGG SURPRISE

(6-8 servings)

Ingredients:

- Choice of chopped Ham, Cooked Breakfast Sausage Crumbles, Bacon or the like!
- 3 Cups Cheddar Cheese
- 2/3 Cup Diced Onion
- 1 1/3 cup Milk
- 3 Large Eggs
- ¾ Cup Bisquick (if you don't have bisquick see note below)
- ¾ teaspoon salt
- ¼ teaspoon pepper

Directions:

1. Heat oven to 400 degrees
2. Grease a pie pan (10 x 1 ½ inches)
3. Mix cheddar cheese, onion and meat option in a bowl
4. Beat in milk, eggs, baking mix salt and pepper until smooth (1 minute with hand mixer)
5. Combine in dish and bake for about 25-30 minutes or until an inserted knife comes out clean
6. Pull out and top with remaining cheese and bake for another 1-2 minutes
7. Cool for five minutes, cut, serve and enjoy

Bisquick alternative:

- 1 cup Flour
- 1 ½ teaspoon baking powder
- ¼ teaspoon salt
- 1 tablespoon butter
- Mix all ingredients together and portion out ¾ cup for recipe above

TOMATO BISQUE

(4-6 servings)

Ingredients:

- 1 diced yellow onion
- 28 ounce can crushed tomatoes (run through food processor if too chunky)
- Heavy Cream to taste or preference
- Splash of vinegar if too sweet
- Add water to consistency

Spices:

- 1 tsp onion powder
- 1 tsp black pepper
- 2 tsp garlic powder
- 2 tsp salt
- 1 tsp sugar
- 1 tsp basil

Directions:

1. Sauté diced onions in small amount of oil in bottom of pot
2. Add in crushed tomatoes, spices and water
3. Heat thoroughly- stir in cream
4. Garnish with fresh basil if available

TPT BRUNCH CHICKEN SALAD

(4 servings)

Ingredients:

- 2 cups cooked shredded/chopped chicken
- ½ cup mayonnaise
- 1 stalk of celery (diced)
- ½ yellow onion (diced)
- 1-2 teaspoons mustard
- ½ teaspoon salt
- Pepper to taste
- 1 teaspoon onion powder

Directions:

1. Mix all ingredients together adjust mayonnaise to preference
2. Serve on bread, crackers, lettuce, etc.
3. Enjoy!

DAIYA VEGAN MAC & CHEESE

(makes a big pan of Mac & Cheese)

Ingredients:

- 5 lbs Daiya Cheddar Style Shreds
- 64 fl oz Dairy-free Milk
- 1 cup Vegan Soy-free shortening
- 1/3 cup Nutritional Yeast
- 3 TB Onion Powder
- 2 TB Garlic Powder
- 2 tsp Cayenne Pepper (optional)
- Dash of Nutmeg
- 2 1/2 lbs Pasta (elbows or your choice)
- 2 cups Gluten-free Bread Crumbs (optional)

Directions:

1. Preheat oven to 350 degrees
2. In a medium sauce pan, melt shortening over medium heat
3. Add dairy-free milk and bring to simmer. Add Daiya Cheddar Style Shreds and use whisk to melt
4. Add nutritional yeast, onion powder, garlic powder and cayenne
5. Continue to whisk until completely melted. Add dash of nutmeg and salt and pepper as desired
6. Cook pasta per instructions on the box
7. Toss with cheese sauce into a full pan. Sprinkle with gluten-free bread crumbs
8. Steam or bake in oven for 20 minutes
9. Enjoy!

Since 2012, Daiya Foods has helped The Painted Turtle serve allergy friendly, dairy-free pizzas to our campers. That's a whole lot of slices and a whole lot of love!



NO HANDS SPAGHETTI!

(4-6 servings)

Ingredients:

- Half pound of ground beef
- Half pound of bulk Italian sausage
- 16 oz can of tomato sauce OR 16oz jar of whole roasted red peppers blended together (Use the red peppers if you want to make the Red Pepper Spaghetti Sauce instead of a tomato sauce)
- 2 tablespoons garlic powder
- 2 tablespoons onion powder
- 1 tablespoon oregano
- 1 teaspoon dried thyme
- 2 teaspoons dried basil
- Sugar to taste
- 1 package spaghetti noodles

Directions:

1. Brown ground beef and Italian sausage in bottom of pot- cook thoroughly
 - Feel free to use 1 pound of whatever kind of meat you would like (turkey, pork, ground beef) or skip the meat all together.
2. Drain any excess grease
3. Add in tomato sauce and all seasonings, let simmer
4. Boil spaghetti noodles as directed on back of packaging
5. Drain water, serve spaghetti sauce over bed of noodles
6. Enjoy WITHOUT utensils!!

S'MORE RECIPES

S'MORES IN THE OVEN

Ingredients:

- Graham Crackers
- Marshmallows
- Chocolate

Directions:

1. Line cookie sheet with graham crackers
2. Place marshmallows on one side of the pair of graham crackers
3. Place chocolate on the other side of each graham crackers
4. Broil in the oven for 1-2 minutes. Keep an eye on them! They brown quickly!
5. Remove from oven, match a marshmallow top to a chocolate bottom and create a sandwich
6. Enjoy!

S'MORES DIP

Ingredients:

- Graham Crackers
- Marshmallows
- Chocolate

Directions:

1. Preheat the oven to 350 degrees
2. Place the chocolate/chocolate chips into an 8 inch skillet
3. Bake for 3-4 minutes or until the chocolate is melted
4. Arrange the marshmallows over the top of the chocolate
5. Bake for 2-3 minutes or until the marshmallows are browned.
6. Serve immediately with graham crackers, cookies, and/or fruit for dipping
7. Place chocolate on the other side of each graham crackers

PEACH COBBLER

(6 servings)

Ingredients:

- 2 14.5 oz cans sliced peaches, about 5 cups of sliced peaches
- 1 cup all-purpose flour
- 1 cup brown sugar
- 1 cup old fashioned oats
- 1 teaspoon of ground cinnamon
- 1/4 teaspoon kosher salt
- 1/2 cup softened butter
- Vanilla ice cream for serving, optional

Directions:

1. Heat oven to 350 degrees
2. Drain juice from one can of peaches and discard. Pour peaches and other can of peaches with juice into pie dish
3. In a bowl, combine flour, brown sugar, oats, cinnamon and salt
4. Mix butter into flour and oat mixture with a fork until mixture is crumbly
5. Sprinkle over peaches
6. Bake for 40 minutes or until topping is golden brown
7. Remove from oven and allow to cool 10 minutes before serving
8. Top with vanilla ice cream if desired and enjoy!

CAMPER CORNER

Find and circle all the words in the list below!

B	D	G	U	X	S	W	I	M	N
A	N	P	F	A	H	R	L	F	I
C	E	W	T	E	N	T	S	I	T
K	F	S	M	O	R	E	S	R	R
P	O	R	Y	I	N	G	Z	E	E
A	O	C	A	M	P	S	I	T	E
C	D	K	H	S	A	K	A	L	S
K	W	D	Z	Q	H	I	K	E	M

TENTS
FIRE
HIKE
SWIM
SMORES



TREES
BACKPACK
CAMPSITE
FOOD
SKI

CAMPER CORNER

What do you call a dinosaur that is sleeping? A dino-snore!

What is fast, loud, and crunchy? A rocket chip!

Why did the teddy bear say no to dessert? Because she was stuffed.

What has ears but cannot hear? A cornfield.

What did the left eye say to the right eye? Between us, something smells!

What do you get when you cross a vampire and a snowman? Frost bite!

What did one plate say to the other plate? Dinner is on me!

Why did the student eat his homework? Because the teacher told him it was a piece of cake!

When you look for something, why is it always in the last place you look? Because when you find it, you stop looking.

What is brown, hairy, and wears sunglasses? A coconut on vacation.

What do you call a fake noodle? An impasta!

What did the Dalmatian say after lunch? That hit the spot!

Why did the kid cross the playground? To get to the other slide.

How does a vampire start a letter? Tomb it may concern...

How do you make a lemon drop? Just let it fall.


What kind of tree fits in your hand? A palm tree!

What kind of water cannot freeze? Hot water.



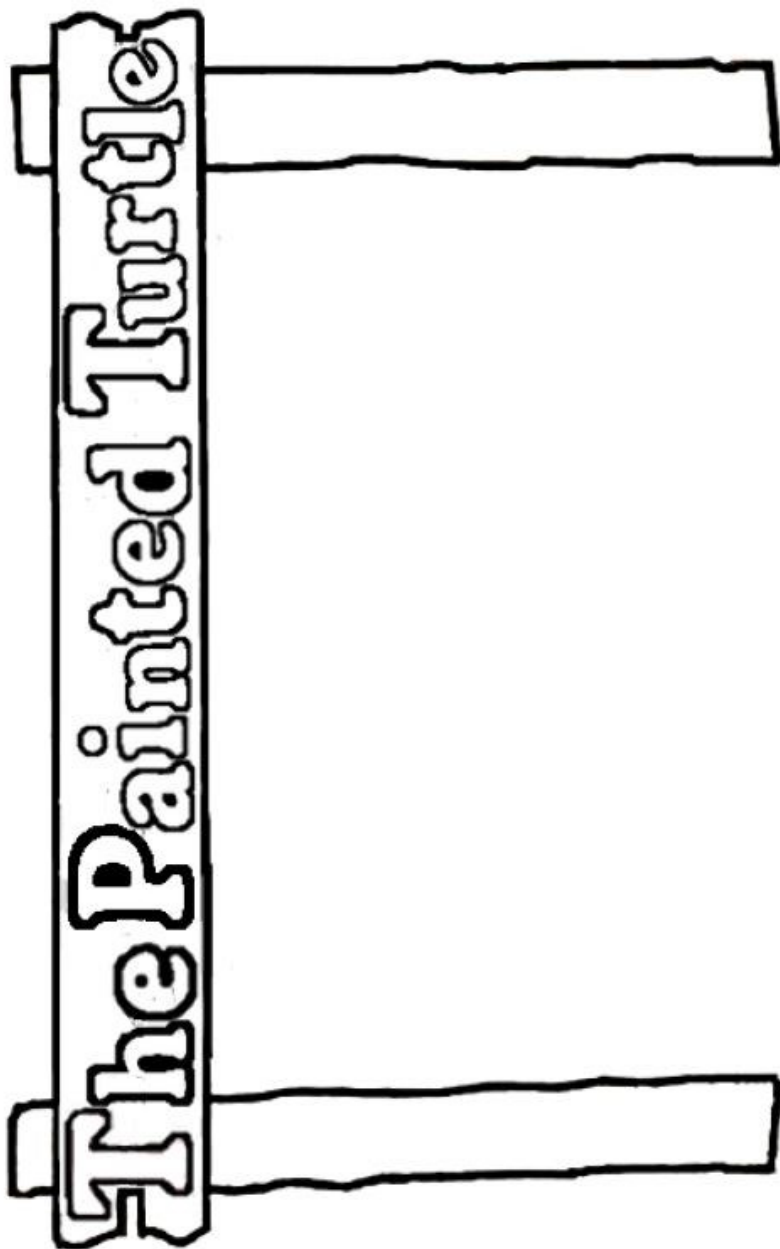
CAMPER CORNER

Color the TPT Turtle!




CAMPER CORNER

Color the TPT Front Gate!



CAMPER CORNER

Complete the crossword. Good luck!



Across

- 4. Archery
- 6. TPT Rules
- 8. Catch and Release
- 9. No Hands
- 10. Number of Cabins
- 11. Say Cheese
- 12. Sawdust

Down

- 1. Group of Turtles
- 2. Riddle Master
- 3. Likes waffles in Lake Wendy
- 5. Campfire Song
- 7. Shape of Pool

I SPY camping



CAMPER CORNER


Color TPT's Finest Friends - Stevie and Carlitos!



besties.


CAMPER CORNER

Color the Campfire!



CAMPER CORNER

Complete the Turtle Maze!



CAMPER CORNER

Unscramble the words!



NTET



CFMIEAPR



SNFIHIG



KBAPCKCA




RESTE



NGWSIMIM


CAMPER CORNER

Learn how to draw a turtle!



CAMPER CORNER

Practice drawing your own turtle!





MAGIC MOMENTS

Use this space to remember magic moments from the weekend.


Draw, write, do whatever you'd like!



MAGIC MOMENTS



Use this space to remember magic moments from the weekend.
Draw, write, do whatever you'd like!





“CLOSE YOUR RIGHT EYE, CLOSE YOUR LEFT EYE, OPEN YOUR HEART AND THE MEMORIES WILL BE WITH YOU FOREVER” - PUN

