



# CAMP AT HOME SCHEDULE



*\*Please note, all times listed below are in Pacific Time*

*Participants are encouraged to enter Zoom waiting rooms 5 minutes prior to session beginning*

## SCHEDULE KEY:



**Online** - when you see the green circle, this means that the activity is online! Online means it is “live” through the Zoom link.




**Offline** - when you see the red circle, this means that the activity is completely offline! There is either nothing running in this time slot, or the activity involves materials that were provided in the box or through email ahead of time.



**Hybrid** - the lightning bolt is Hybrid, and this means the activity might have a combination of both online and offline time.

**Thursday, August 6th, 2020**

TIME	SESSION	ONLINE?	PARTICIPANTS	LINK
5:30 PM	<b>Welcome &amp; Campfire</b> Join us as we kickoff Camp at Home! We will go over the schedule for the weekend, a Zoom tutorial, and most importantly have a Campfire that will include our favorite camp songs, skits, and stories!  <b>Box Materials Needed:</b> Program Book, Large Colorful Paper, Markers		All	Zoom link sent out in email!



## SAY CHEESE!!

Please send us pictures and videos that you take over the Camp at Home weekend! If you'd like them to be included in the slideshow, make sure to email the photos by Saturday PM to: [photo@thepaintedturtle.org](mailto:photo@thepaintedturtle.org)



# CAMP AT HOME SCHEDULE

*\*Please note, all times listed below are in Pacific Time*

*Participants are encouraged to enter Zoom waiting rooms 5 minutes prior to session beginning*



Friday, August 7th, 2020

TIME	SESSION	ONLINE?	PARTICIPANTS	LINK
5:30 PM	<b>Family Fun Night</b> Get ready for some more TPT fun! There will be camp dancing, camp songs, and you'll get to know other families. We will be breaking out into smaller rooms to play camp games, do a craft project, and get to know one another. Let the fun begin!  <b>Box Materials Needed:</b> Cardstock, Magazine, Glue Pen, Markers, Scissors (not included in Camp at Home box)		All	Zoom link sent out in email!
7:00 PM	<b>Teen Lounge #1</b> If you are a teen, come and join us for some fun. Friends, Laughs, and Games Galore!		Teens ages 13-19	Zoom link sent out in email!



## SAY CHEESE!!

Please send us pictures and videos that you take over the Camp at Home weekend! If you'd like them to be included in the slideshow, make sure to email the photos by Saturday PM to: [photo@thepaintedturtle.org](mailto:photo@thepaintedturtle.org)



# CAMP AT HOME SCHEDULE








*\*Please note, all times listed below are in Pacific Time*



*Participants are encouraged to enter Zoom waiting rooms 5 minutes prior to session beginning*

 Online
  Offline
  Hybrid

**Saturday, August 8th, 2020**

TIME	SESSION	ONLINE?	PARTICIPANTS	LINK
9:00 AM	<b>Good Morning and Cabin Groups!</b> Let's kickoff another day of Camp at Home! Join us for songs, dances and more time with our cabin groups!		All	Zoom link sent out in email!
10:00 AM	<b>Activity Areas</b> See back pages for Activity Area descriptions!		All	
10:00 AM	<b>Music with Arianna! LIVE!!!!</b> Join Arianna, our Camp Musician, for a Build Your Own Instrument activity! <b>Box Materials Needed:</b> Music Bag, Duct Tape		All	
11:00 AM	<b>Caregiver Discussion</b> Come and meet with other caregivers! Bring any questions you may have and get ready to learn something new and make some new connections.		Caregivers	Zoom link sent out in email!
12:30 PM	<b>Lunch - Yum!</b> No scheduled activities during lunch. See you back here at 1pm for an optional camp Sing-a-long!		All	
1:00 PM	<b>Camp Sing-a-long</b> Join us for some post lunch camp songs.		All	Zoom link sent out in email!
1:00 PM	<b>Chill Time</b> Do what you need to do to recharge—nap, rest, read a book, play outside. You do you!		All	



# CAMP AT HOME SCHEDULE






*\*Please note, all times listed below are in Pacific Time*



*Participants are encouraged to enter Zoom waiting rooms 5 minutes prior to session beginning*

 Online
  Offline
  Hybrid

**Saturday, August 8th, 2020**

TIME	SESSION	ONLINE?	PARTICIPANTS	LINK
2:15 PM	<b>Activity Areas</b> See back pages for Activity Area descriptions!		All	Zoom link sent out in email!
2:15 PM	<b>Teen Lounge #2</b> If you are a teen, come and join us for some fun. Friends, Laughs, and Games Galore!		Teens ages 13-19	
3:15 PM	<b>Silly Olympics Opening Ceremony!</b> Join TPT for a Silly-O kick-off at home! We'll go over some of our favorite Silly-O activities that you can do from your own home. Wild! Make sure to find a space that you can get a little messy and let the games begin. Who will get the pie?  <b>Box Materials Needed:</b> Paint, Markers, etc. Silly-O Activity Handout is on the TPT website.		All	Zoom link sent out in email!
3:30 PM	<b>Fun with PUN!</b> Get excited! TPT's famous PUN will be hosting Fun with PUN! There will be riddles, jokes, magic and a whole lot of laughs!		All	Zoom link sent out in email!
4:30 PM	<b>Camper Cabin Chat</b> Join fellow TPT campers for a Camper Cabin Chat! Campers will be divided into cabin groups and have an opportunity to talk with one another hosted by TPT Counselors.		Campers ages 7-18	



# CAMP AT HOME SCHEDULE

*\*Please note, all times listed below are in Pacific Time*

*Participants are encouraged to enter Zoom waiting rooms 5 minutes prior to session beginning*



**Saturday, August 8th, 2020**

TIME	SESSION	ONLINE?	PARTICIPANTS	LINK
<b>6:00 PM</b> <i>(live from 6:00-6:15PM)</i>	<b>No Hands Meal!</b> The only rule with this meal - no hands! This can be No Hands Spaghetti or you can make it something else. Who will have the messiest face? Bon Appétit! Feel free to join the TPT team from <b>6:00-6:15PM</b> as they compete to see who will have the messiest face. Will it be Tim?  <b>Box Materials Needed:</b> Spaghetti Box		All	Zoom link sent out in email!
<b>7:00 PM</b>	<b>Family Game Night</b> Spend some time with one another and play a camp classic game of UNO!  <b>Box Materials Needed:</b> UNO Cards		All	



## **SAY CHEESE!!**

Please send us pictures and videos that you take over the Camp at Home weekend! If you'd like them to be included in the slideshow, make sure to email the photos by Saturday PM to: [photo@thepaintedturtle.org](mailto:photo@thepaintedturtle.org)



# CAMP AT HOME SCHEDULE

*\*Please note, all times listed below are in Pacific Time*



*Participants are encouraged to enter Zoom waiting rooms 5 minutes prior to session beginning*

Online
 Offline
 Hybrid

**Sunday, August 9th, 2020**

TIME	SESSION	ONLINE?	PARTICIPANTS	LINK
9:00 AM	<b>Good Morning and Cabin Groups!</b> As we begin our final day of Camp at Home, join TPT for some more dancing, songs and time with cabin groups! Ice Cream and Cake anyone?!		All	Zoom link sent out in email!
10:30 AM	<b>Activity Areas</b> See back pages for Activity Area descriptions!		All	
10:30 AM	<b>Syringe Painting with the Well Shell! LIVE!!!!</b> Join the Medical team for an Art Project using a syringe!  <b>Box Materials Needed:</b> Cardstock Paper, Syringe, Paint, Box		All	Zoom link sent out in email!
11:45 AM	<b>Teen Time</b> If you are a teen, come and join us for some fun. Friends, Laughs, and Games Galore!		Teens ages 13-19	Zoom link sent out in email!
12:30 PM	<b>Lunch</b> Nom Nom Nom!!		All	



# CAMP AT HOME SCHEDULE

*\*Please note, all times listed below are in Pacific Time*



*Participants are encouraged to enter Zoom waiting rooms 5 minutes prior to session beginning*



Online







Offline



Hybrid

**Sunday, August 9th, 2020**

TIME	SESSION	ONLINE?	PARTICIPANTS	LINK
1:00 PM	<p><b>Caregiver Café</b> Calling all Caregivers and Adults! Join us for the Caregiver Café to connect with other adults and create a mini pallet coaster.</p> <p><b>Box Materials Needed:</b> Caregiver Café Craft Bag</p>		<b>Caregivers</b>	Zoom link sent out in email!
1:00 PM	<p><b>Camper Chill Time</b> Do whatever you need to recharge—nap, rest, read a book, play outside. You do you!</p>		All	
2:00 PM	<p><b>Stage Day</b> Lights, camera, action! The best show in town is about to come straight to your Zoom screen. Whether you would like to perform an act or cheer for the performers, please join for what will be many Oscar winning performances! To sign up, please use the google link to the right and that was emailed!</p>		All	Zoom link sent out in email!
3:00 PM	<p><b>Camp Closing</b> Join the TPT Camp at Home team for a weekend slideshow and some camp songs as we wrap up the weekend together!</p>		All	

**THANK YOU FOR JOINING US FOR CAMP AT HOME!!**



# CAMP AT HOME SCHEDULE



## Activity Areas



SESSION	MATERIALS	ONLINE?	LINK
<b>Archery</b> In this activity you will learn how to make your own Archery range in your own home. Get ready for a bullseye blast of a good time!	<b>Box:</b> Archery & Cardboard Shop Bag, Paint/Markers <b>Other:</b> Recycled Cardboard		Activity instructions in the Camp at Home box!
<b>Arts &amp; Crafts AND Fishing!</b> Yes, you read that right. We are combining Arts & Crafts and Fishing into one activity. Wild! In your Camp at Home box, make sure to get your Fish Activity bag. In this activity, you will make your very own origami fish and then be able to go fishing. It will be just like fishing at Paul's Fishin' Hole!	<b>Box:</b> Gone Fishing Bag, Markers <b>Other:</b> N/A		Activity instructions in the Camp at Home box!
<b>Build Your Own Indoor Obstacle Course</b> Need to get some energy out? Check out these videos where Ali, Mary and Rachel will show you how to create an obstacle course indoors. There will be lots of ideas and tricks for creating a course in your home!	<b>Box:</b> N/A <b>Other:</b> Cushions, Pillows, Blankets, etc.		1. <a href="https://www.youtube.com/watch?v=Nb_ZJn9RkY&amp;list=PLzggngbwioKLj6UqB6E64kmS1Gz5g5HOX&amp;index=14">https://www.youtube.com/watch?v=Nb_ZJn9RkY&amp;list=PLzggngbwioKLj6UqB6E64kmS1Gz5g5HOX&amp;index=14</a> 2. <a href="https://www.youtube.com/watch?v=YY7g4iOD1Vw&amp;list=PLzggngbwioKLj6UqB6E64kmS1Gz5g5HOX&amp;index=17">https://www.youtube.com/watch?v=YY7g4iOD1Vw&amp;list=PLzggngbwioKLj6UqB6E64kmS1Gz5g5HOX&amp;index=17</a>
<b>Cardboard Shop</b> Get ready to channel your inner Pops and join Bryn and Stratt for some fun in the Cardboard Shop. Using the postal box that your Camp at Home box came in, as well as any recycled items around your home, you will learn how to transform them into a musical instrument. Get ready for some creativity and fun while being kind to the environment!	<b>Box:</b> Archery & Cardboard Shop Bag, Mailing Box <b>Other:</b> Recycled items around your house		<a href="https://www.youtube.com/watch?v=mifaRJ0Dxt4&amp;feature=youtu.be">https://www.youtube.com/watch?v=mifaRJ0Dxt4&amp;feature=youtu.be</a>





# CAMP AT HOME SCHEDULE



## Activity Areas



SESSION	MATERIALS	ONLINE?	LINK
<p><b>Duct Tape Bonanza</b> Did you know that you can transform a simple roll of Duct Tape into a Wallet? What about a flower pen? In this activity, you will learn how to make your own wallet or flower pen with just one supply - Duct Tape!</p>	<p><b>Box:</b> Duct Tape <b>Other:</b> Scissors</p>		Activity instructions in the Camp at Home box!
<p><b>Keep it Moving!</b> Build your very own Ping Pong maze in your home. Andrew and Tim will show you 3 different ways to make homemade tracks for your ping pong ball. There's only one goal of this activity....keep it moving!!</p>	<p><b>Box:</b> Ping Pong Ball <b>Other:</b> Supplies around your home to build a maze</p>		<a href="https://www.youtube.com/watch?v=QQ3z8o-BXzQ&amp;list=PLzggnqbwiokLj6UqB6E64kmS1Gz5g5HOX&amp;index=12">https://www.youtube.com/watch?v=QQ3z8o-BXzQ&amp;list=PLzggnqbwiokLj6UqB6E64kmS1Gz5g5HOX&amp;index=12</a>
<p><b>Fidget Spinner</b> Learn how to make your own fidget spinner. Megan will take you through a step-by-step tutorial on how you can make your own at home!</p>	<p><b>Box:</b> Paper <b>Other:</b> N/A</p>		<a href="https://www.youtube.com/watch?v=rgycHKxZwP8&amp;list=PLzggnqbwiokLj6UqB6E64kmS1Gz5g5HOX&amp;index=10">https://www.youtube.com/watch?v=rgycHKxZwP8&amp;list=PLzggnqbwiokLj6UqB6E64kmS1Gz5g5HOX&amp;index=10</a>
<p><b>Horses</b> Come and learn about all of TPT's four-legged friends! Lisa will showcase the TPT herd while filling your brain with very important horse knowledge.</p>	<p><b>Box:</b> N/A <b>Other:</b> N/A</p>		<a href="https://www.thepaintedturtle.org/post/camp-at-home-session-5-resources">https://www.thepaintedturtle.org/post/camp-at-home-session-5-resources</a>
<p><b>Scavenger Hunt</b> Are you curious about what is in the Top Secret envelope? Well during this activity you have our permission to open the very secretive envelope! Challenge someone else in your house to a competition of who can gather more items. Ready, set, go!</p>	<p><b>Box:</b> Top Secret Envelope <b>Other:</b> N/A</p>		Activity instructions in the Camp at Home box!

# CAMP AT HOME SCHEDULE



## Activity Areas



SESSION	BOX MATERIALS	ONLINE?	LINK
<p><b>Pugs &amp; Wristhugs</b> Yes, you read that right. You're probably thinking what do Pugs and Wristhugs have to do with one another? Well folks, let us tell you. In this activity you will learn how to make a friendship bracelet while hanging out with Champ and Biscuit (TPT's famous Pugs!). Greg and Sarah will take you step-by-step on how to make friendship bracelets for yourself or for you to give to someone else, all while watching the adorable Champ and Biscuit.</p>	<p><b>Box:</b> Friendship Bracelet Kits <b>Other:</b> N/A</p>		<p><a href="https://www.youtube.com/watch?v=rllqpKNB9Ds&amp;list=PLzggngbwioKLj6UqB6E64kmS1Gz5g5HOX&amp;index=9">https://www.youtube.com/watch?v=rllqpKNB9Ds&amp;list=PLzggngbwioKLj6UqB6E64kmS1Gz5g5HOX&amp;index=9</a></p>
<p><b>More camp fun from The Painted Turtle's sister camp in Ohio - Flying Horse Farms!</b></p>			
<p><b>Fireworks in a Jar</b> Bring the colorful fun of fireworks into your own home! Join Abby as she makes fireworks in a jar! Be sure to take a photo and send it to TPT!</p>	<p><b>Other:</b> Warm Water, Food Coloring, Vegetable Oil, Fork, Spoon, Glass Jars</p>		<p><a href="https://www.youtube.com/watch?v=P13mBQFq6r4&amp;list=PLYIAzHDrdLNDIyyi3OHcOKxrCPSAUyEFo&amp;index=24">https://www.youtube.com/watch?v=P13mBQFq6r4&amp;list=PLYIAzHDrdLNDIyyi3OHcOKxrCPSAUyEFo&amp;index=24</a></p>
<p><b>Nature Walk</b> Have you ever wanted to experience the sights and sounds of a foreign land? Maybe Ohio?! Well look no further and join Graham as he takes a walk to experience the flora and fauna of Ohio!</p>	<p><b>Other:</b> N/A</p>		<p><a href="https://www.youtube.com/watch?v=OoYCIgXEkw&amp;list=PLYIAzHDrdLNDIyyi3OHcOKxrCPSAUyEFo&amp;index=4">https://www.youtube.com/watch?v=OoYCIgXEkw&amp;list=PLYIAzHDrdLNDIyyi3OHcOKxrCPSAUyEFo&amp;index=4</a></p>
<p><b>What's Shakin' with Graham and Rob</b> We can't get enough music over here at TPT, if you want to spark some ideas for making your own shaker. Join our friends at FHF as they share ideas, tips, and tricks for making your own shaker!</p>	<p><b>Other:</b> N/A</p>		<p><a href="https://www.youtube.com/watch?v=hjYumITcqIQ&amp;list=PLYIAzHDrdLNDIyyi3OHcOKxrCPSAUyEFo&amp;index=26">https://www.youtube.com/watch?v=hjYumITcqIQ&amp;list=PLYIAzHDrdLNDIyyi3OHcOKxrCPSAUyEFo&amp;index=26</a></p>